

IWF Technical Committee PowerPoint

# ‘Technical Controller’



**Technical Controller  
must be active,  
have full knowledge of  
the TCRR, and have  
strong character**

# Technical Controllers are...

Required to assist;

- Competition Director
- Jury President



OK !



Come !

Do !

Control !

# Reminder: Competition Director's role



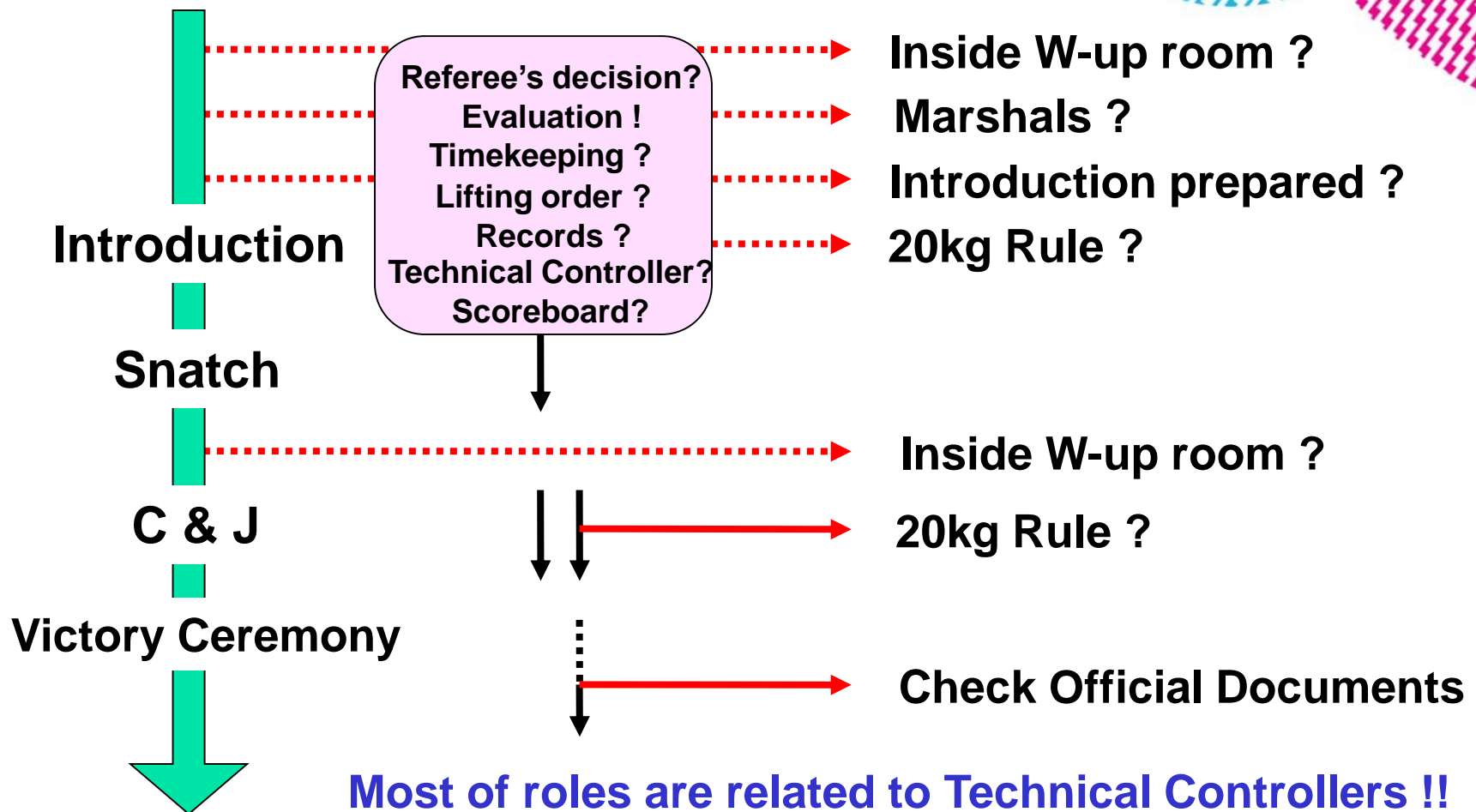
## To control the progress of the competition

- Assigns TOs in conjunction with the Chairperson of the IWF Technical Committee
  - Verifies the Athletes' Entry and divide into groups
  - Supervises the Drawing of Lots
  - Supervises lifting order including TIS operation
  - Supervises the registration of new records
  - Monitors and enforces 20kg Rule
  - Verifies and signs the competition Protocol
- Deeply related to Technical Controllers**

# Reminder: Jury's role



To ensure that the TCRR are being correctly followed and applied.



# When you control competition



**Athletes are the most important consideration**

## How to allow **Athletes to concentrate** ?

If you **don't disturb** the Athlete's concentration,

Athletes **might make a good result** in his/her level.

If there are **many good results**,

Competition will **end in a big success !!**

**It will be easier if  
you imagine yourself...**

**“as the Athlete...”**

**“as the Coach...”**

**“as a member of the Audience...”**

**It will be easier for you,**

**to **identify** the problems, and**

****solve** the problems.**



# Be careful

- **Technical Controllers must not stand too close to the Athletes.**

**Never** appear as a Team Official

**Never** appear as a Spectator

- **Consider TV broadcasting.**

**Never** disturb the camera.

**Avoid** been seen on TV unless for appropriate reasons.



# Main Duty of Technical Controller





- 
- The IWF logo is located in the top right corner of the slide. It features a stylized white eye-like symbol with a blue and purple gradient background. Below the symbol, the letters "IWF" are written in white. The logo is partially overlaid by a colorful, abstract graphic consisting of overlapping circles and patterns in shades of blue, purple, and pink.
- Ensures **FOP** and **Equipment** are **compliant with TCRR**
  - Ensures all **on-duty TOs** wear the **correct uniform**
  - **Inspects athletes' outfit** and **correct when necessary**
  - Ensures that **only authorized Team Officials** (W-up pass holders) **accompany Athletes** on FOP
  - **Monitors lifting order** and **ensures correct Athlete according to the announcement goes on to the stage**
  - **Monitors change weights** and **20kg Rule**
  - **Controls cleaning** of **the Bar** and **the Platform**
  - Ensures **Athletes' safety** (especially in case of injury)
  - **Assists Victory Ceremony preparation**
  - **Assists Anti-Doping personnel** as directed (if requested)

**Many many...!!!**

# Because there are so many jobs...



We can have **2 Technical Controllers** in each group...

- The two Technical Controllers must **cooperate** with each other.
- You can **change** the roles between each other during **Snatch** and **C&J**.

*For example....*

# For example...



**Technical Controller A**

**Technical Controller B**

**Before  
Competition**

**Check FOP & Equipment**

**Inside W-up Room**

**Near Platform**

**S**

**Number of Team Officials**

**Number of Team Officials**

**Changing weight  
20kg Rule  
(With Chief Marshal)**

**Lifting Order**


**Outfit**

**Outfit**

**Cleaning Bar**

**Control around Platform  
(In case of injury etc.)**

**C&J**

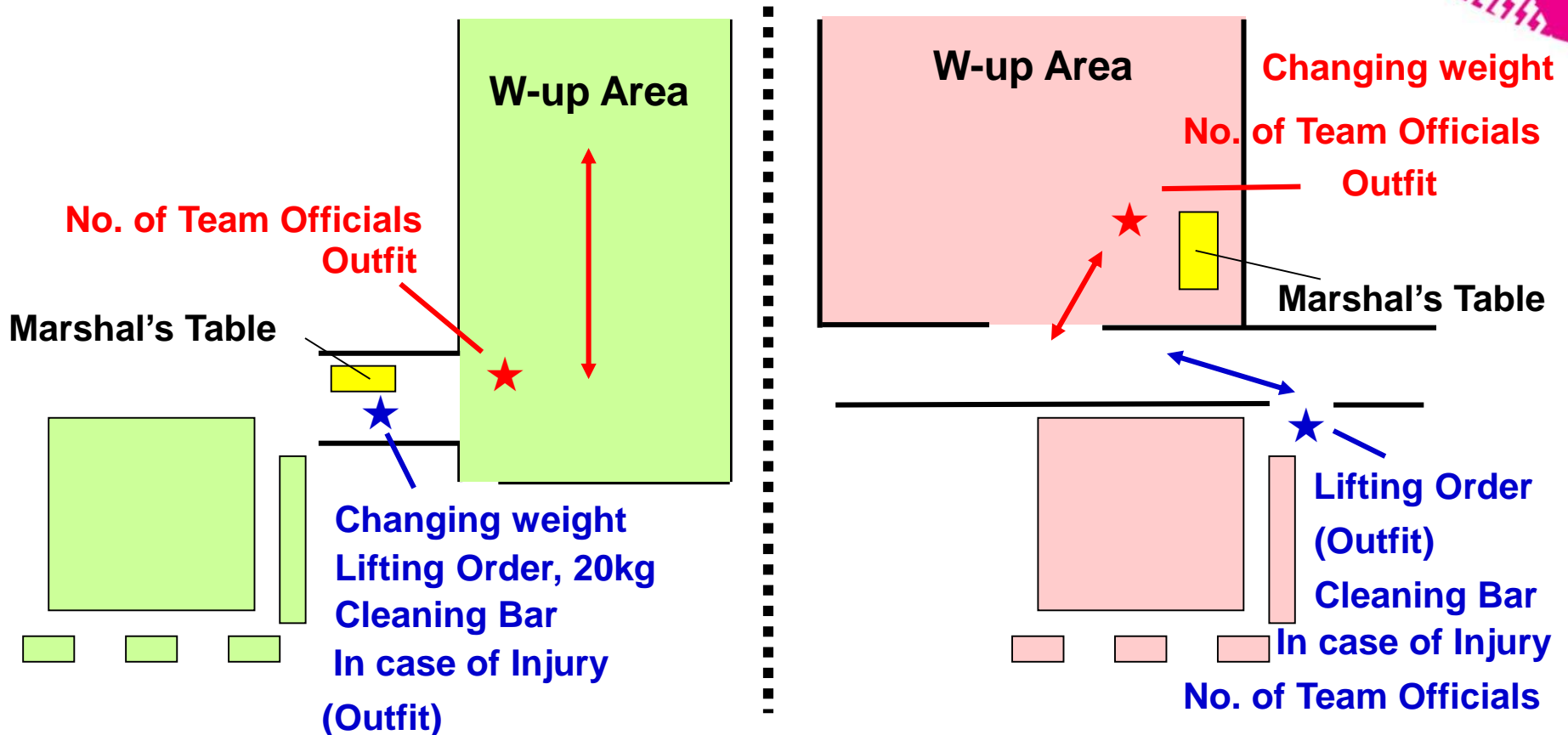


**Change !!**

# However...



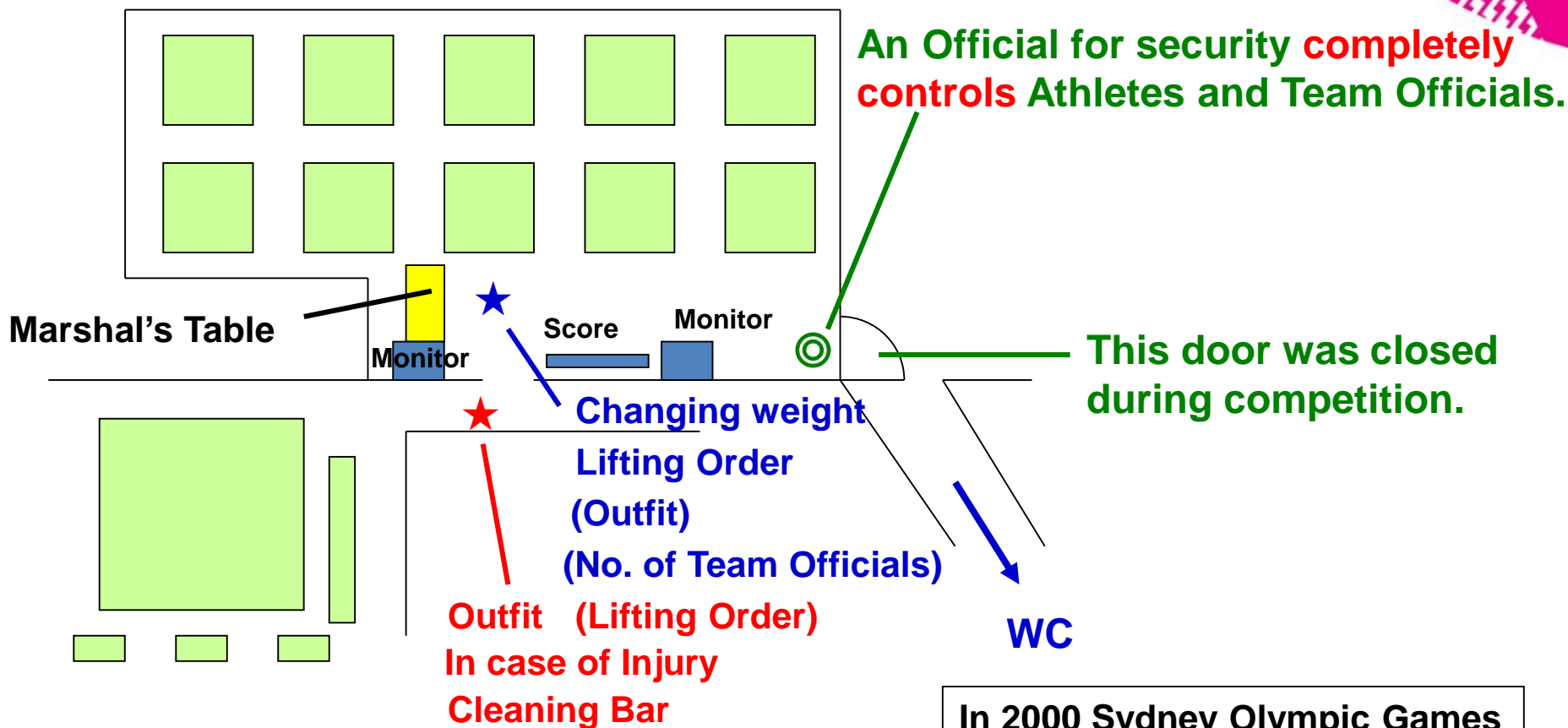
Roles shared by 2 Technical Controllers should be different according to the venue layout.



# One of the best venue layouts



If the venue layout is planned well, **Technical Controllers** will have a much **easier job**.



In 2000 Sydney Olympic Games

# 1) Ensure FOP and Equipment are compliant with TCRR



The inside of the venue should be...

- **Compliant** with the **TCRR**.
- **Safe** and **comfortable** for the **Athletes**.
- **Easier to work** for the **Team Officials**.
- **Impressive** for the **Audience** and **TV**.
- **Easier to work** for the other **TOs**.

# Check FOP and Equipment before the competition



**NOTE:** FOP includes **W-up area**

- **Plates, bars, collars, magnesium, rosin:** Not missing? Enough? Clean?
- **Safe stage?** (any nails, staples, gaps...???)
- **Cleaning bars/platform equipment?** (brushes, mops, disinfectant etc.)
- **Clean venue? No garbage?** (consider TV broadcasting)
- **Secured W-up area?** (security personnel controlling?)
- **Monitors in W-up area:** Switched on? (Scoreboard, Attempt Board, movie)
- **Red and white flags** for Referees?

**If you find any problem, report to Jury President / Competition Director to solve the problems**

## **2) Ensure all on-duty TOs wear the correct uniform**



- Navy blue Jacket
- Navy blue trousers / skirt
- White shirt
- IWF tie/scarf
- Black / Dark blue belt (for men)
- Black / Dark blue socks (for men)
- Black / Dark blue / beige socks for women while wearing trousers
- Black / Dark blue / beige stockings for women while wearing skirt
- Black dress shoes
- IWF TO metal badge; pinned on the left lapel of the jacket
- IWF TO badge sewn on the left breast pocket

**At Multisport Games (ex. Olympic Games), only the uniform issued by the Organizing Committee may be worn.**



### 3) Inspect athletes' outfit and correct when necessary

- You must inspect the outfits **before the Snatch, before the C&J** and **during the competition** in the w-up area.

If the **warning** is **early**, they have **enough time to change**.

There are **two** Technical Controllers in each group.



You must **cooperate effectively** with each other !

- **Proper outfit**; refer the other IWF Technical Committee productions and study carefully;

**“ Athletes’ Outfit “**

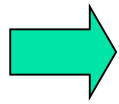
**“ Clarification of TCRR – Athletes’ Outfit – “**



# If you have to warn Athletes, the earlier the better.



Checking the outfit should be **finished** before the calling.



Observe the Athletes outfit on their way to the Platform !

**Never** go up on the Platform to give a warning.

**Ugly !**

**Looks bad for spectators !!**

**Lifting order** gives you a hint **to be smart.**

## 4) Ensure only authorized Team Officials accompany the athletes

- **One athlete** – 3 Passes
- **Two athletes** – 4 Passes
- **Any additional athlete** – 2 Passes per athlete (for combined categories / Events)

1<sup>st</sup> athlete → 3


2<sup>nd</sup> athlete → +1 (=4)

3<sup>rd</sup> athlete → +2 (=6)

4<sup>th</sup> athlete → +2 (=8) ...

**NOTE:** These are the passes for **Team Officials** (Coach, Manager, Doctor, Masseur, Interpreter etc.).

**Athlete Passes** is issued for competing athletes.



# Tough job but control number of Team Officials



- **Count** number of Athletes per team (by scoreboard / Real Time Display System - RTDS)  
If W-up passes are not well prepared/designed, it will be difficult to control, and you have to count Team Officials one team by one team...
- Observe inside the W-up area, **observe** who is of which team and doing what
- Suspicious? → **Request** them to **wear** the proper pass
- No pass?/Extra official? → **Request** them to **leave** the W-up area
- Don't listen to you? → **Don't give up !!**  
If the venue layout is not planned well, such officials may cheat you repeatedly.
- Still doesn't obey? → **Report to Jury President**  
Jury President has a power to reprimand and/or sanction


## 5) Monitor lifting order, ensure correct athlete goes on to the stage

- Listen to the **announcement**
- Look at the **Attempt Board**
- Check the athlete's **bib number**

Observe the **Scoreboard monitor** from time to time to **expect** which athletes will be called soon

Also, this is the last opportunity to **check the outfit**

Refer to the other IWF Technical Committee documentation and study carefully



# You are not the police, do not act like one



There are Technical Controllers who **stop Athletes** from going up onto the stage **until** the **clock starts**.



*Like the police  
Or at  
Railway gate*

**Ugly !!**



It can **disturb** Athlete's **concentration**.

**And...** It looks **ugly** and **may disturb TV** broadcasting also.

# Athletes may go up on the stage once they are called



7.8.7 (Technical Controller's duty);

“**Ensure the correct athlete** according to the Speaker's announcement **goes on to the competition platform / stage, even during the loading of the barbell.**”

**Make athletes comfortable. Don't disturb them**

**NOTE:** You must **stop** Athletes if they are going to the stage **before they are called.**

**Don't touch the Athletes.  
Use words, gestures and eye  
contact.**



**Touching** Athletes can also **disturb** their concentration.  
Especially, **just before** their **attempts**.

Even if you must stop Athletes going up on the stage  
for some good reasons, **use cooperative methods** !

**Try** to stop them **by using words,  
gestures and eye contact**.

If any **problem** with the outfit of Athletes,  
**Advice the coaches**.



## 6) Monitor change weights and 20kg Rule

- Cooperate **with Chief Marshal**
- Refer the other IWF Technical Committee products and study carefully;

**“ Chief Marshal “**

**“ 20kg Rule “**



## 7) Control cleaning of the Bar and the Platform



**BUT**

**Avoid yourself going up on the stage unnecessarily.**

- If the Loaders find blood, loaders can clean immediately by using disinfectant.
- It's not always necessary to ask the Technical Controllers to check the bar.
- Let loaders check the bar **periodically** to see if there are **spots of blood**.

**Talk with Loaders in advance**

## 8) Ensure Athlete's safety

- Technical Controllers **must stop** Team Officials from going up on to the stage **when Athletes suffer injuries.**
- **Only** the **Competition Doctor** can touch the Athletes in case of injury.
- The **Jury** will **stop** all actions **until** the **Competition Doctor finish** their **examination** on the platform.

Only **by the order of the Competition Doctor**, TOs / Team Officials **can help** injured Athletes.



# Why?




If the Athlete has a **fracture**,

May compound the problem.

And if **Team Officials/Loaders** carried him/her...

If the Athlete **hit head** on the floor,  
If the **Barbell** fell on their **neck**,

It may cause a serious disability.



**NO !!**



**Technical Controller must stop Team Officials before they go up on the stage !!**

# Talk with Loaders in advance



- Never touch injured Athletes until directed by Competition Doctor
- Loaders are nice to hide injured Athletes during Doctor's quick examination on the stage



# 9) Assist the Victory Ceremony Preparation



You should **cooperate with organizers** for the **victory ceremony preparation**

- **Check the official results and find who are the medalists**
- **Assemble the medalists**

**NOTE:** You may need to wait for the athletes for a while for the **Doping Control procedure**

# Please make sure

- Medal Winners **cannot take electronic devices** onto the podium
- Medal Winners **cannot be accompanied by any other persons**
- Participants of Victory Ceremony **must not use it for political, racial or religious demonstration**

*No mobile phones !*

*No papa, mama, babies !*



# At the Event where VPT is used



**VPT has 2 possibilities;**

- **Jury starts VPT review**
- **Team challenges**

## **NOTE:**

- ✓ **In case of Challenge, Technical Controller must stop the clock immediately**
- ✓ **Technical Controller must check the validity of VPT quickly**



# Validity check

Start of VPT must be;

- **Before the timing clock is started** for the next attempt, **or**
- **The next athlete having been called appears** on the stage, **whichever is the last.**

## = It means;

- The next athlete hasn't been called yet ⇒ **Can**
- Called, but clock hasn't been started yet ⇒ **Can**
- Called, clock has been started, but athlete is not on the stage ⇒ **Can**
- Called, athlete on the stage, but clock hasn't been started yet because loaders are still on the platform ⇒ **Can**
- Called, clock started, athlete on the stage ⇒ **Cannot, too late!**



# More Tips




**Always be ready for something unusual !!**

# When you stay besides the platform



- **Keep eye contact with the Jury**
  - **Have a look at the Jury Table after each attempt** (VPT, decision reversal, bar cleaning, outfit issue, etc.)
- **Jury may stop the competition**
  - **When Jury President looking at other Members, left and right, seriously, Jury may stop the competition**
  - **When Jury reverses the decision, mostly you will be called to the Jury Table and asked to deliver the information to TIS Operator, Speaker and the relevant Team**
- **Cooperate with your colleague Technical Controller**
  - **When competition is stopped and you are called by Jury, ask your colleague to come nearby the stage not to allow any Athletes to up on the stage**

# When you stay in the W-up Area



- **Keep W-up Area controlled first, but...**
  - **Try looking at Referees' decision every time**
    - something may happen especially at 2-1 or 1-2 (red/white) cases
  - **Try always listening the announcement**
    - something may happen when there is “stop” or some **strange pause** in the announcement
- **When you feel something unusual**
  - **Double check** with your colleague Technical Controller
- **Cooperate with your colleague Technical Controller**
  - **Whenever you find the competition is stopped**, go to your colleague Technical Controller and **be ready for any request**