

99 Countries with 901 Competitors In the Race

The articles in our series "ON THE ROAD FROM ATHENS TO BEIJING"

on pages 7-23 are written by Jenő Boskovics, Editor-in-Chief

and Anikó Németh-Móra, Senior Editor

Something that had never been before...

In the three senior World Championships held after the 2004 Athens Olympic Games – in Doha, Santo Domingo and ChiangMai – 901 weightlifters representing 99 countries (557 men and 344 women) entered the fight. Beside the world-class challenge, their battle was chiefly aimed at tickets to the Olympic Games in Beijing.

99 countries in the game: that is a magnificent number.

Out of this massive field, 52 nations entered both male and female lifters. Another 35 countries were represented only by men, and 13 sent only their women weightlifters to the world stage.

Of the 901 participants in the three World Championships, 598 (371 men and 227 women) made their debut in this Olympic cycle among the seniors. In the following chapter we shall give you a detailed account on the Road from Athens to Beijing.

But before going into the individual facts, let us call your attention to the two most outstanding weightlifting nations. Both the Olympic host, China and the superpower, Russia have issued a timely warning to the rest of the world.

Women (2005–2006–2007)

CHN:	13 competitors	9 rookies	61 medals	39 gold medals
RUS:	11 competitors	7 rookies	52 medals	12 gold medals

Men (2005–2006–2007)

CHN:	11 competitors	6 rookies	41 medals	25 gold medals
RUS:	11 competitors	7 rookies	35 medals	11 gold medals

Making a comparison with the rest of the countries: next in line with the number of medals among the women is Thailand with 31 medals (5 gold), followed by Korea's 12 medals (7 gold). In the men's field, Bulgaria is in third place with 13 medals (of which 3 in gold) and Belarus is fourth with 12 medals, of which 9 were gold.

There is a private duel between Asia and Europe: that is proven by the following data representing the continents' relevant success in these three last World Championships:

Women (2005–2007)

Asia:	111 competitors	79 rookies	114 medals	51 gold medals
Europe:	124 competitors	75 rookies	68 medals	12 gold medals

The next best continent is Pan-America with 78 competitors, 52 rookies, 6 medals (no gold medals).

Men (2005–2007)

Asia:	171 competitors	128 rookies	88 medals	29 gold medals
Europe:	246 competitors	143 rookies	109 medals	33 gold medals

Here again, Pan-America is the next best with 92 competitors, among them 70 rookies, 16 medals, 3 of which were in gold.

On the Road From Athens to Beijing



On the Road From Athens to Beijing

The Road to Beijing: Continental Résumé of 2005–2006–2007 WWC

Legend to the Columns:

- A** Number of WWC attended
- B** Number of competitors taking part
- C** Number of WWC rookies
- D** Number of gold medals won in the 3 WWC
- E** Number of silver medals won in the 3 WWC
- F** Number of bronze medals won in the 3 WWC
- G** Number of medals won altogether

W O M E N

AFRICA

	A	B	C	D	E	F	G
ALG	1	1	-	-	-	-	-
CMR	1	2	1	-	-	-	-
EGY	3	5	1	-	-	1	1
MAR	1	1	1	-	-	-	-
NGR	1	5	5	-	-	-	-
RSA	1	2	1	-	-	-	-
TUN	3	2	2	-	-	-	-
UGA	1	1	1	-	-	-	-
		19	12	-	-	1	-

EUROPE

	A	B	C	D	E	F	G
NOR	3	1	1	-	-	-	-
POL	3	9	4	-	-	-	-
ROM	1	2	1	-	-	-	-
RUS	3	11	7	12	20	20	52
TUR	1	7	2	-	-	1	1
UKR	3	8	7	-	-	9	9
WAL	2	2	2	-	-	-	-
		124	75	12	23	33	68

ASIA

	A	B	C	D	E	F	G
BAN	1	3	3	-	-	-	-
CHN	3	13	9	39	18	4	61
HKG	1	1	1	-	-	-	-
INA	2	7	6	-	-	-	-
IND	2	9	7	-	-	-	-
JPN	3	10	7	-	1	2	3
KAZ	3	9	6	-	-	-	-
KOR	3	9	3	7	3	2	12
MAS	2	1	1	-	-	-	-
MYA	1	6	5	-	-	-	-
NEP	1	1	1	-	-	-	-
PRK	1	6	4	-	1	6	7
THA	3	15	10	5	16	10	31
TPE	3	13	8	-	-	-	-
VIE	2	8	8	-	-	-	-
		111	79	51	39	24	114

OCEANIA

	A	B	C	D	E	F	G
AUS	3	4	2	-	-	-	-
NIU	1	1	1	-	-	-	-
NRU	2	2	2	-	-	-	-
PLW	1	1	1	-	-	-	-
PNG	2	1	-	-	-	-	-
SAM	1	1	1	-	-	-	-
SOL	1	1	1	-	-	-	-
TGA	1	1	1	-	-	-	-
		12	9	-	-	-	-

PAN-AMERICA

	A	B	C	D	E	F	G
ARG	2	3	2	-	-	-	-
CAN	3	9	5	-	1	1	2
CHI	1	2	2	-	-	-	-
COL	3	11	6	-	-	-	-
DOM	3	11	8	-	-	2	2
ECU	2	4	2	-	-	-	-
ESA	2	2	1	-	-	-	-
MEX	3	9	6	-	-	-	-
PUR	2	3	2	-	-	-	-
USA	3	13	9	-	-	2	2
VEN	3	11	9	-	-	-	-
		78	52	-	1	5	6

EUROPE

	A	B	C	D	E	F	G
ALB	2	2	2	-	-	-	-
ARM	2	7	6	-	-	3	3
BLR	2	9	5	-	3	-	3
BUL	3	13	6	-	-	-	-
CZE	2	1	1	-	-	-	-
ESP	3	9	6	-	-	-	-
FIN	1	3	3	-	-	-	-
FRA	3	10	6	-	-	-	-
GBR	1	1	-	-	-	-	-
GER	2	2	2	-	-	-	-
GRE	3	8	4	-	-	-	-
HUN	3	8	4	-	-	-	-
ISR	1	1	1	-	-	-	-
ITA	3	7	2	-	-	-	-
LAT	1	1	1	-	-	-	-
NED	3	2	2	-	-	-	-

ALL CONTINENTS TOGETHER

	A	B	C	D	E	F	G
AFRICA	8	19	12	-	-	1	-
ASIA	15	111	79	51	39	24	114
EUROPE	23	124	75	12	23	33	68
OCEANIA	8	12	9	-	-	-	-
PAN-AM.	11	78	52	-	1	5	6
	65	344	227	63	63	63	189

M E N

AFRICA

	A	B	C	D	E	F	G
CMR	2	4	4	-	-	-	-
EGY	3	10	8	-	-	1	1
KEN	1	1	1	-	-	-	-
MAD	1	1	1	-	-	-	-
MAR	1	1	1	-	-	-	-
NGR	1	3	2	-	-	-	-
RSA	3	3	3	-	-	-	-
TUN	1	2	1	-	-	-	-
UGA	2	2	2	-	-	-	-
	34	23	-	-	1	1	

ASIA

	A	B	C	D	E	F	G
BAN	2	3	3	-	-	-	-
CHN	3	11	6	25	12	4	41
INA	2	9	8	-	-	2	2
IND	2	4	3	-	-	-	-
IRI	3	12	9	5	1	-	6
IRQ	2	6	4	-	-	-	-
JPN	3	10	6	-	-	-	-
KAZ	3	12	8	3	3	3	9
KGZ	3	6	3	-	-	-	-
KOR	3	14	9	-	5	1	6
MAS	2	8	8	-	-	-	-
NEP	1	1	1	-	-	-	-
PLE	1	1	1	-	-	-	-
PRK	1	6	4	1	5	1	7
QAT	2	5	2	-	1	6	7
SIN	1	1	1	-	-	-	-
SRI	1	1	1	-	-	-	-
SYR	2	2	1	-	-	-	-
THA	2	12	12	-	-	-	-
TJK	2	2	2	-	-	-	-
TKM	3	11	7	-	-	-	-
TPE	3	13	7	2	-	2	4
UZB	2	12	8	-	-	-	-
VIE	3	7	7	-	2	4	6
YEM	1	1	1	-	-	-	-
	174	119	36	29	23	99	

EUROPE

	A	B	C	D	E	F	G
ALB	2	6	4	-	-	-	-
ARM	3	17	10	-	4	3	7
AZE	3	12	6	2	-	-	2
BEL	2	1	-	-	-	-	-
BLR	3	11	8	9	2	1	12
BUL	3	11	6	3	1	9	13
CRO	1	5	2	-	-	-	-
CZE	3	6	3	-	-	-	-
CYP	1	2	2	-	-	-	-
ESP	3	12	8	-	-	-	-
EST	1	1	-	-	-	-	-
FIN	1	1	1	-	-	-	-
FRA	3	11	6	2	1	4	7
GBR	2	7	6	-	-	-	-
GER	3	10	6	-	-	1	1
GEO	3	7	6	-	-	-	-
GRE	3	12	8	-	-	1	1
HUN	3	10	8	-	-	-	-
IRL	1	1	-	-	-	-	-
ISR	2	2	1	-	-	-	-
ITA	2	12	4	-	-	-	-
LAT	3	5	3	2	-	2	4

EUROPE

	A	B	C	D	E	F	G
LTU	3	7	4	-	1	-	1
MDA	3	10	5	-	2	1	3
MON	1	1	1	-	-	-	-
POL	3	11	3	3	2	3	8
ROM	3	10	7	-	2	2	4
RUS	3	11	7	11	16	8	35
SUI	1	1	-	-	-	-	-
SVK	3	10	5	-	-	4	4
SWE	1	1	-	-	-	-	-
TUR	2	10	4	1	2	2	5
UKR	3	12	9	-	2	-	2
	246	143	33	35	41	109	

OCEANIA


	A	B	C	D	E	F	G
AUS	2	2	1	-	-	-	-
COK	1	1	1	-	-	-	-
FSM	3	1	-	-	1	-	1
KIR	1	1	1	-	-	-	-
NRU	3	3	1	-	1	-	1
NZL	1	3	3	-	-	-	-
SAM	2	2	2	-	-	-	-
TUV	1	1	1	-	-	-	-
	14	10	-	2	-	2	

PAN-AMERICA

	A	B	C	D	E	F	G
BRA	1	1	1	-	-	-	-
CAN	3	10	5	-	-	-	-
COL	3	13	9	-	3	2	5
CHI	17	6	-	-	-	-	-
CUB	3	11	9	3	3	4	10
DOM	2	7	6	-	-	-	-
ECU	1	8	6	-	-	-	-
ESA	2	1	1	-	-	-	-
HON	1	2	2	-	-	-	-
PUR	1	2	2	-	-	-	-
USA	3	15	11	-	-	-	-
VEN	3	15	11	-	-	1	1
	92	70	3	6	7	16	

ALL CONTINENTS TOGETHER

	A	B	C	D	E	F	G
AFRICA	8	34	23	-	-	1	1
ASIA	27	171	128	36	29	23	88
EUROPE	33	246	143	33	35	41	109
OCEANIA	8	14	10	-	2	-	2
PAN-AM.	12	92	70	3	6	7	16
	88	557	371	72	72	72	216




Oleg Perepetchenov - RUS - took part in 1 Olympic Games and 8 World Championships between 1997 and 2007 (photo FIPCF)

On the Road From Athens to Beijing

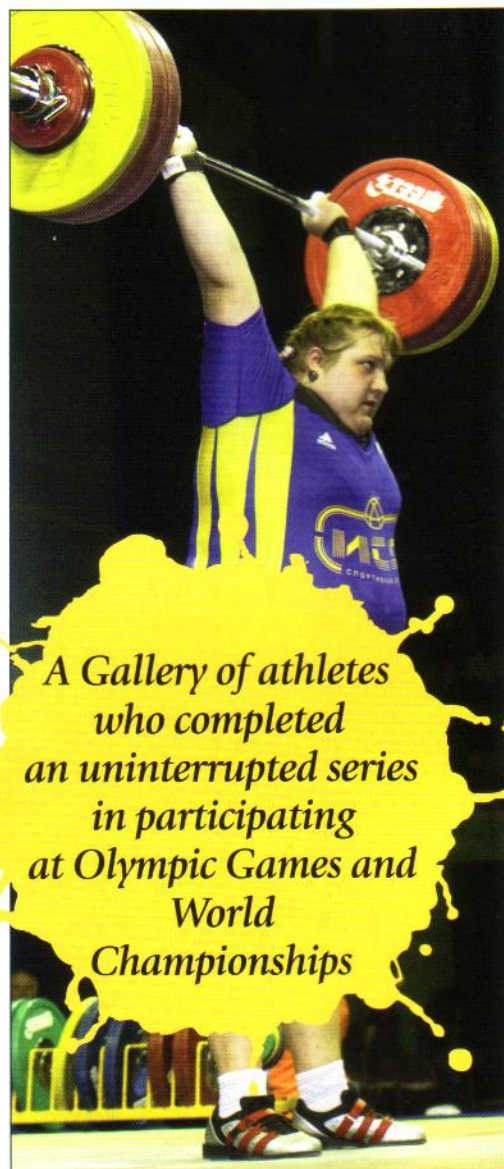



Legend: Name, NAT
From Year – to Year / Ol.Games-WChs


AGUIRRE, Damaris – MEX
2003-2007 / 1-4



AKHMETOV, Bakhytbek – KAZ
2003-2007 / 1-4



A Gallery of athletes
who completed
an uninterrupted series
in participating
at Olympic Games and
World
Championships




DOGARIU, Sebastian – ROM
2003-2007 / 1-4

KOROBKA, Olha – UKR
2002-2007 / 1-5





On the Road From Athens to Beijing




BAZARBAEV, Umurbek – TKM
2002-2007 / 1-5

YAMECHI, Madeleine – CMR-FRA
2003-2007 / 1-4


MIYAKE, Hiromi – JPN
2002-2007 / 1-5



MIRZAYEV, Turan – AZE
1998-2007 / 2-8



TURCOTTE, Maryse – CAN
1995-2007 / 2-11



WU Meijin – CHN
2002-2007 / 1-5